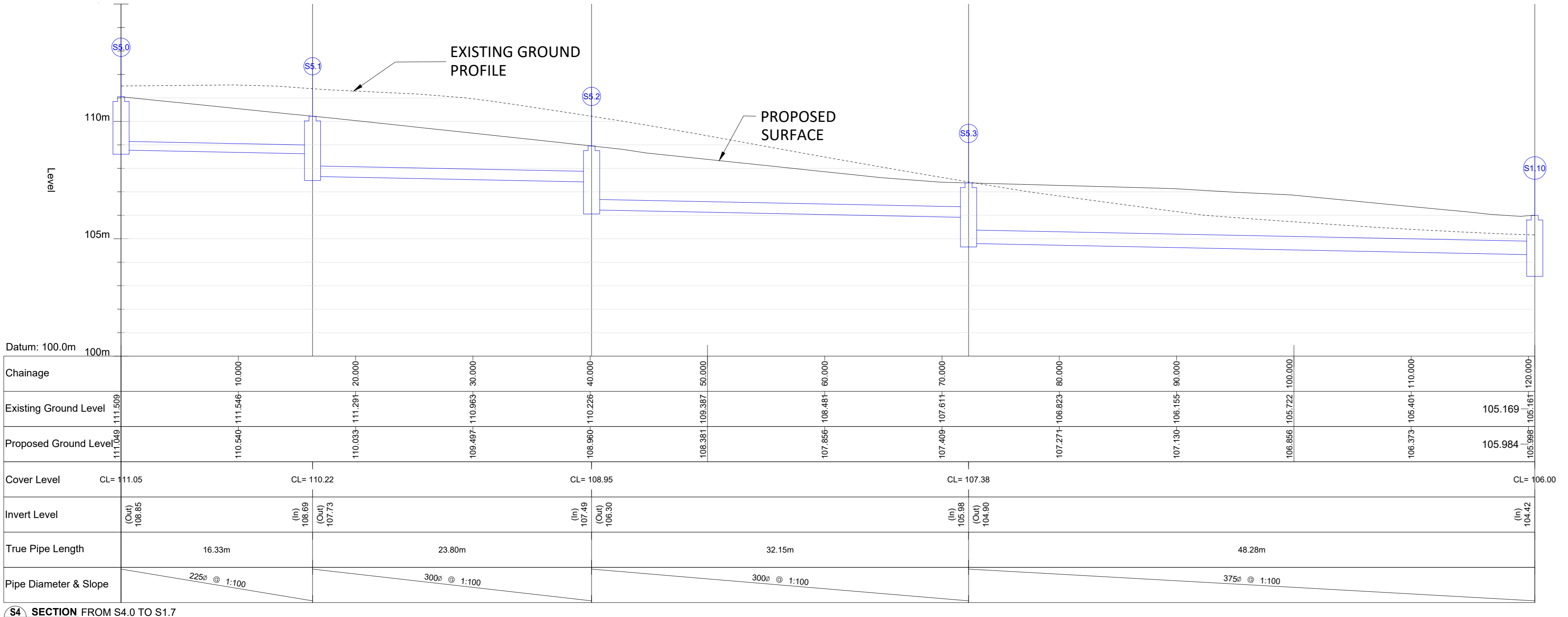
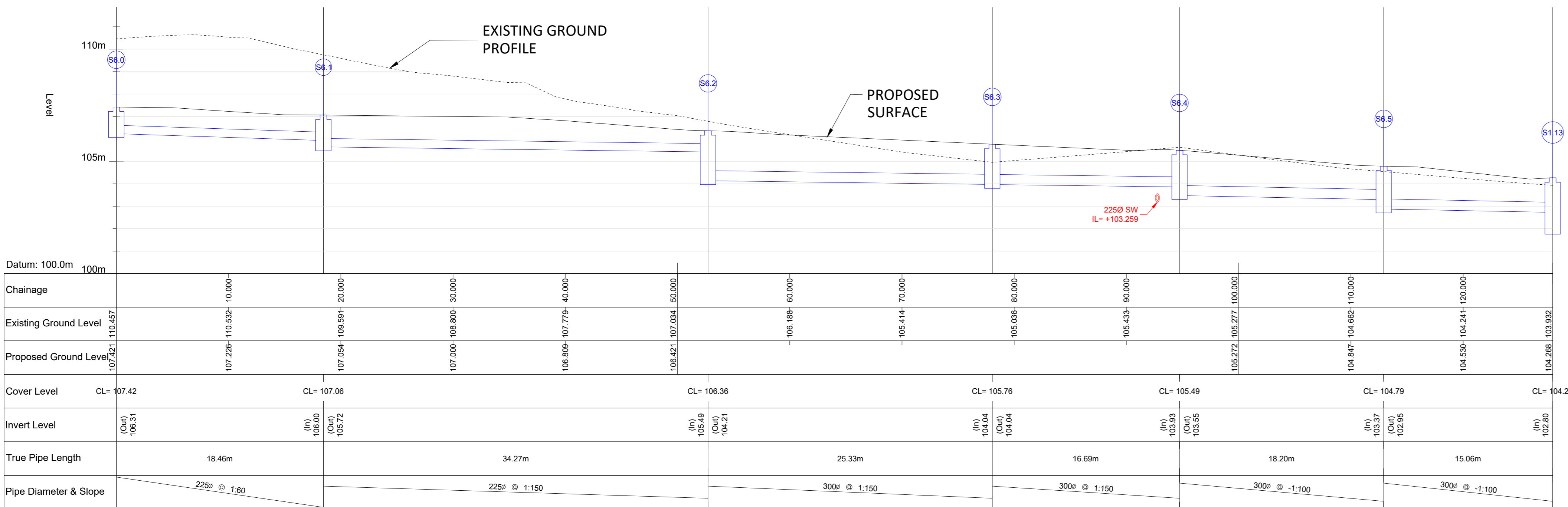


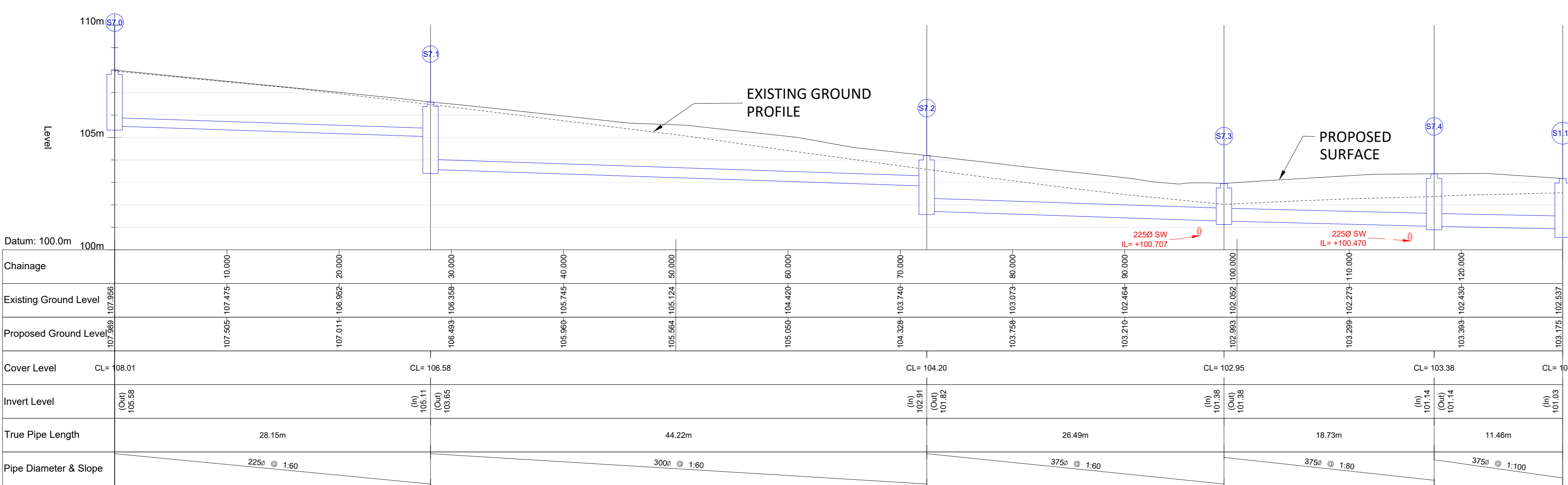
1. THIS DRAWING IS TO BE READ IN CONJUNCTION WITH ALL ENGINEERS & ARCHITECTS DRAWINGS FIGURED DIMENSIONS ONLY (NOT SCALING) TO BE USED. WHERE A CONFLICT OF INFORMATION EXISTS OR IF IN ANY DOUBT - ASK.
2. CONSULTANTS TO BE INFORMED IMMEDIATELY OF ANY DISCREPANCIES BEFORE WORK PROCEEDS.



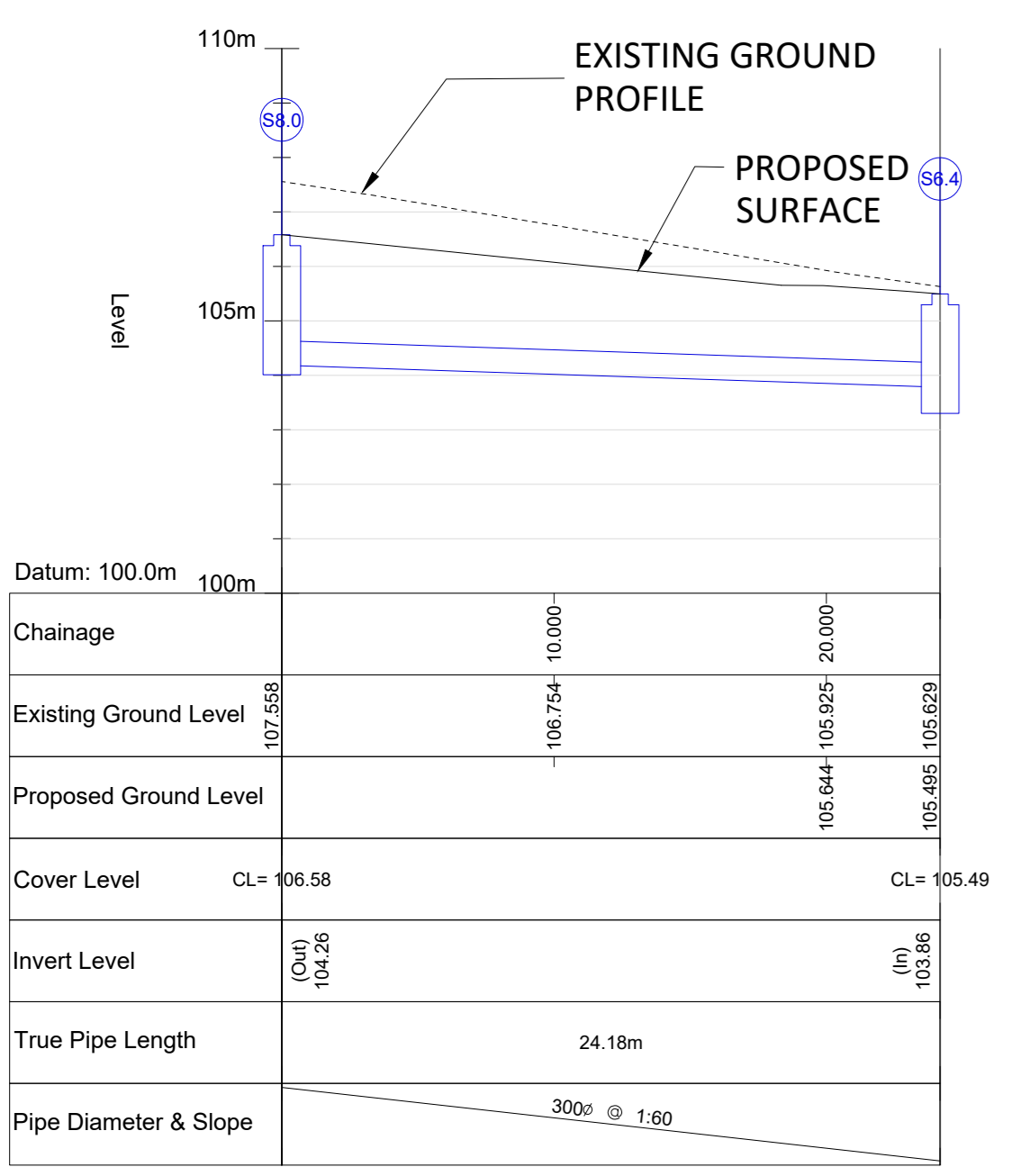
S4 SECTION FROM S4.0 TO S1.7



S6 SECTION FROM S6.0 TO S1.13



S7 SECTION FROM S7.0 TO S1.15



S8 SECTION FROM S8.0 TO S6.4

PL2	05.03.21	ISSUED FOR PLANNING	100%	100%
PL1	25.09.20	ISSUED FOR SUDS AUDIT	100%	100%
ISSUE	DATE	DESCRIPTION	DRG%	P.E.
DRAWING STAGE		<b>PLANNING</b>		
<b>BM</b>		Dublin Office: 35-36 Lower Saddlewell Street, Dublin 2, Ireland. Tel: 01 472 2000 Fax: 01 472 2164 London Office: 12 Mill Street, London SE1 2JX, United Kingdom Tel: (0444) 084 5413 2722 Consulting Engineers, Civil, Structural, Project Management & -mat Intelligence. Web: www.bm.ie		
BARRETT MANDRY The Institution of Structural Engineers ACEI The Institution of Consulting Engineers		CLIENT: <b>CAIRN HOMES PROPERTIES LTD.</b>		
PROJECT TITLE: <b>COOKSTOWN ROAD, ENNISKERRY, CO. WICKLOW</b>		BM PROJECT No: <b>18243</b>		
MODEL REFERENCE: 18243-BMD-00-ZZ-DR-C-1121		MODEL REV: P1 80		
DRAWING TITLE: <b>PROPOSED SURFACE WATER DRAINAGE LONG SECTIONS</b>		SHEET 2 OF 2		
DRAWING No: <b>18243-BMD-00-ZZ-DR-C-1121</b>		ISSUE: <b>PL2</b>		